



ಬೃಹತ್ ಬೆಂಗಳೂರು ಮಹಾನಗರ ಪಾಲಿಕೆ  
Bruhat Bengaluru Mahanagara Palike



# BBMP COVID-19 WAR ROOM 17.04.2023

BBMP / COVID-19 WAR ROOM / BULLETIN – 1120/ 17.04.2023 / #BBMPfightsCOVID19



# OVERVIEW OF COVID-19 IN BENGALURU



## CASE TRENDS

ACTIVE CASES **1,207**

### Confirmed Cases

**308**

18,83,080 #

### Recovered Cases

**360**

18,64,877 #

### Death Cases

**0**

16,996 #



## HOSPITALIZATION

**40**

### ICU – V

-

### ICU

**9**

### HDU

**1**

### General

**30**

INCLUDES GOVT. QUOTA AND PRIVATE WALK-IN HOSPITALIZATION



## VACCINATION

**11**

2,06,99,888 #

### First Dose

**8**

96,89,691 #

### Second Dose

**3**

95,11,461 #

### Precaution Dose

**0**

14,98,736 #



## TESTING

**1,651**

3,22,71,019 #

**Positivity :5.88%**

\*FOR LAST 7 DAYS

### RAT

**608**

### RTPCR

**1,043**



## TRIAGING

### MTU

**5**

### Tele Triage

**297**



## ACTIVE CZs

**0**

### MCZs (< 5 cases)

**0**

### Clusters (> 5 cases)

**0**

# : indicates cumulative numbers till date



# ABSTRACT OF COVID-19 SCENARIO IN BENGALURU



	MALE			FEMALE			TRANSGENDER			TOTAL		
	Last 24 Hours	Last 7 Days	Cumulative	Last 24 Hours	Last 7 Days	Cumulative	Last 24 Hours	Last 7 Days	Cumulative	Last 24 Hours	Last 7 Days	Cumulative
<b>Positive Cases</b>	152	797	11,10,077	156	734	7,72,807	0	0	196	<b>308</b>	<b>1,531</b>	<b>18,83,080</b>
<b>Recovered Cases</b>	203	704	10,97,120	157	591	7,66,627	0	0	187	<b>360</b>	<b>1,295</b>	<b>18,64,877</b>
<b>Death Cases</b>	0	0	10,765	0	0	6,227	0	0	4	<b>0</b>	<b>0</b>	<b>16,996</b>
<b>Total Tests Done</b>	<b>In Last 24 hrs. : 1,651</b>			<b>In last 7 days : 26,030</b>			<b>Cumulative : 3,22,71,019</b>					
<b>Vaccine Doses Administered</b>	<b>In Last 24 hrs. : 11</b>			<b>In last 7 days : 433</b>			<b>Cumulative : 2,06,99,888</b>					
<b>ACTIVE CASES</b>									<b>1,207</b>			

\*Covid deaths occurred today : 00 | Covid deaths occurred beyond last 24hrs., reported today : 00

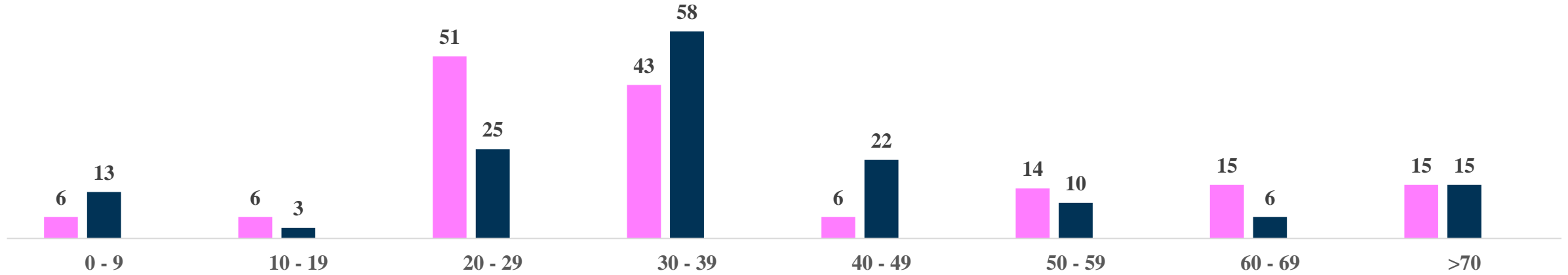


# LAST 24 HOURS AGE GROUP AND GENDER WISE DISTRIBUTION

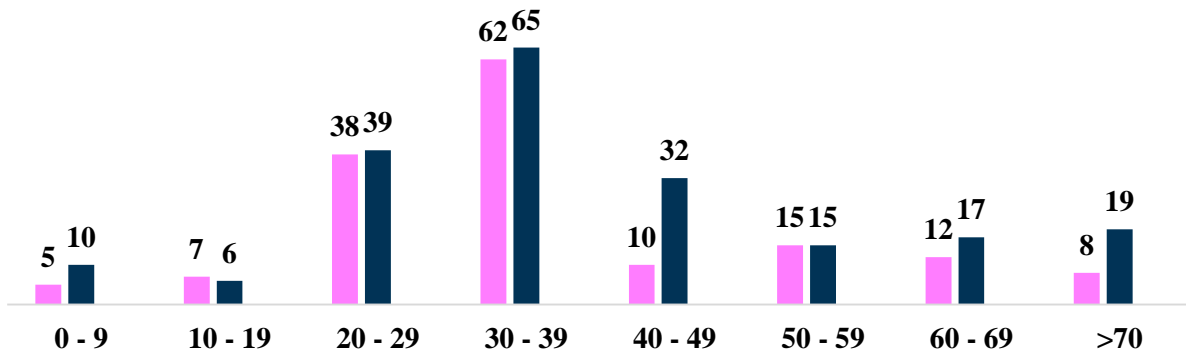


**Positive Cases : 308**

Female Male Transgender



**Recovered Cases : 360**



**Death Cases : 0**

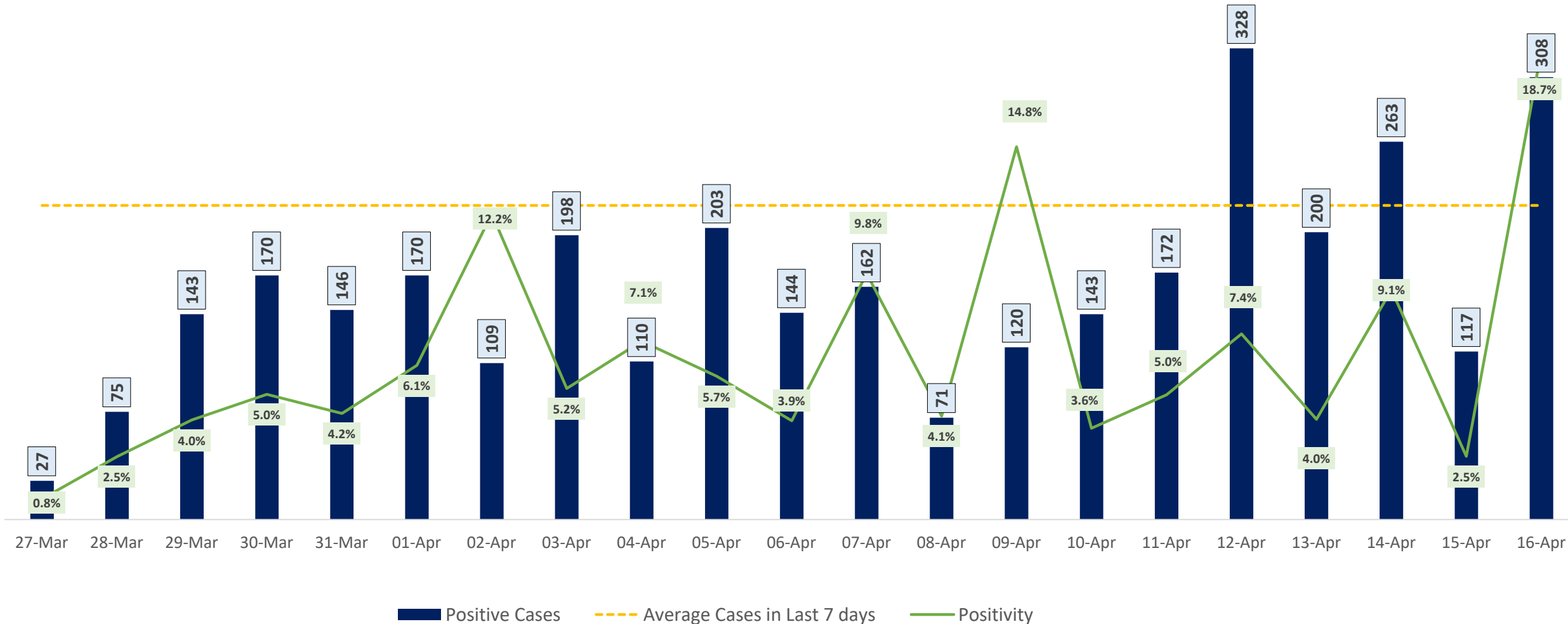
0 to 9 10 to 19 20 to 29 30 to 39 40 to 49 50 to 59 60 to 69 >=70



# POSITIVITY RATE OF BENGALURU – LAST 21 DAYS



Average Cases in Last 7 days : 219

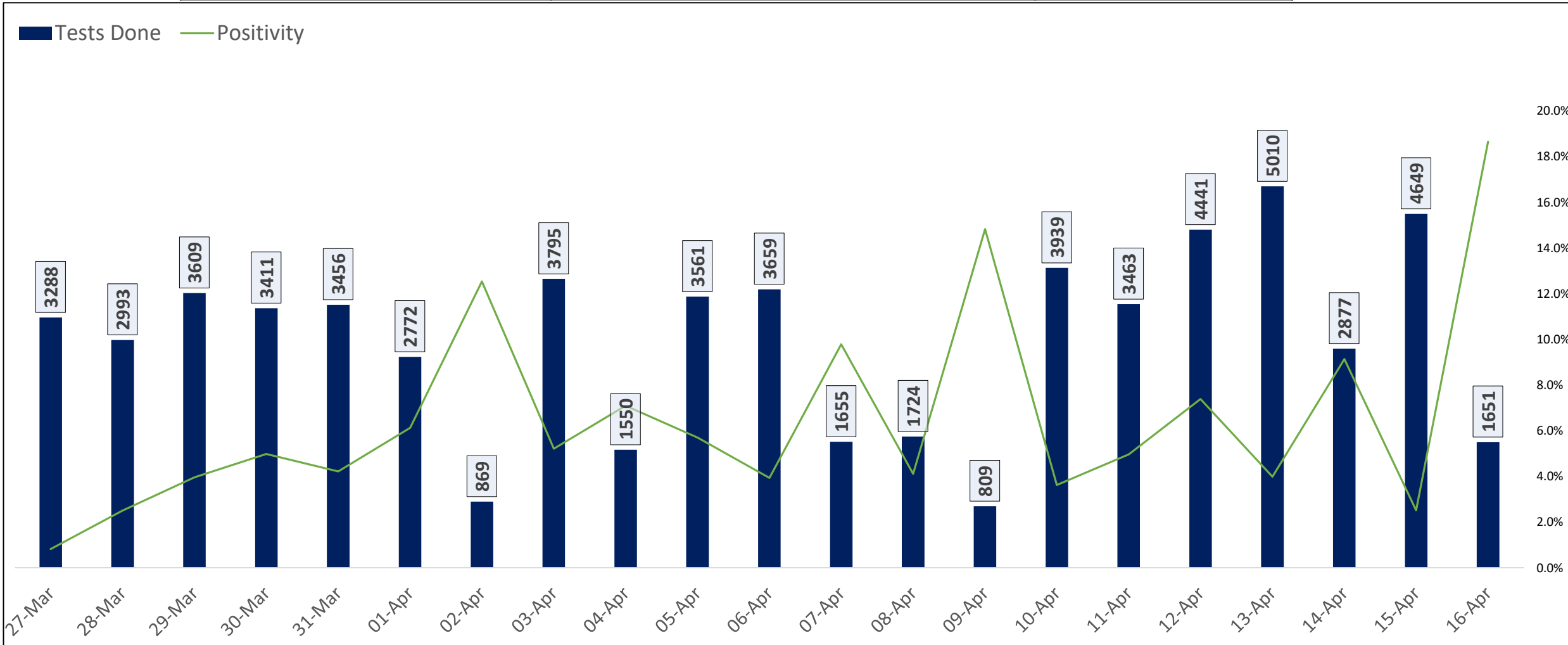




# TESTING TRENDS IN BENGALURU

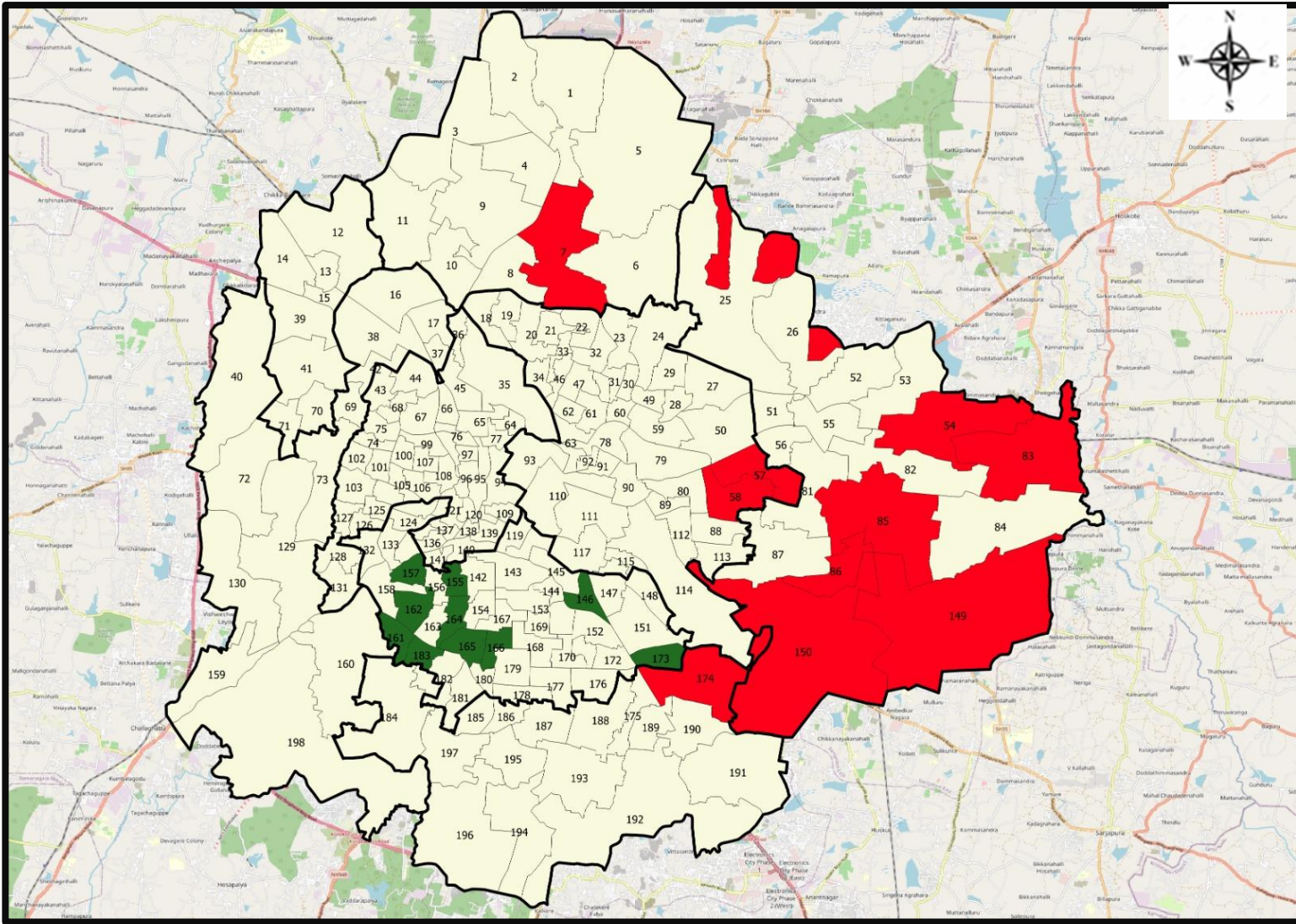


Total Test Conducted Till Date	Test Conducted Last 24 hours	Last 7 Days Average
3,22,71,019	1,651	3,719





# BENGALURU URBAN MAP SHOWING TREND OF POSITIVE CASES IN LAST 7 DAYS



## Top 10 wards reporting highest number of positive cases in last 10 days

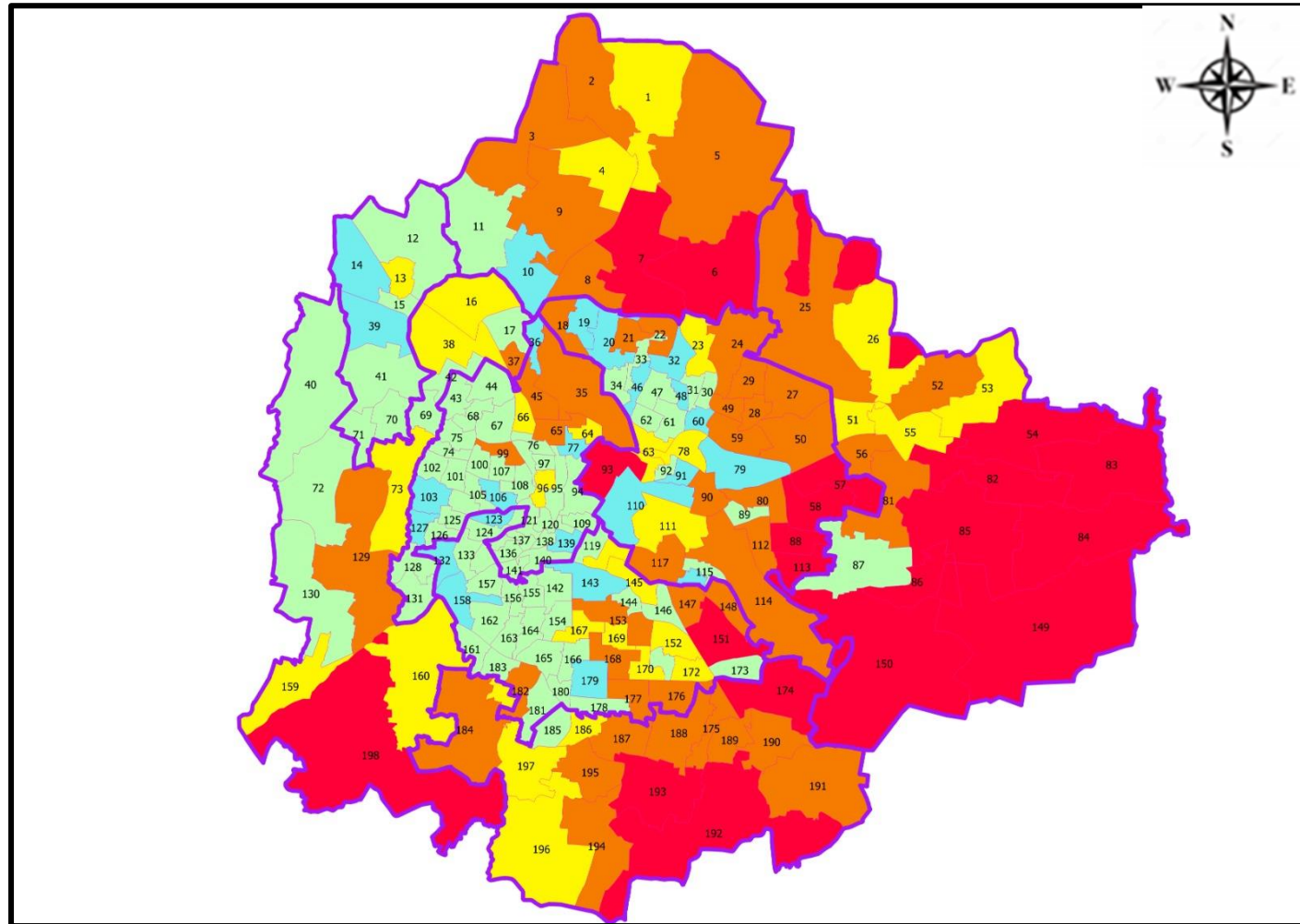
Ward No.	Ward Name	Daily Cases Average
150	Bellanduru	11
174	HSR Layout	6
85	Dodda Nekkundi	5
149	Varthuru	5
54	Hudi	4
7	Byatarayanapura	3
86	Marattahalli	3
57	CV Raman Nagar	3
58	New Tippasandra	2
83	Kadugodi	2







## Top 10 wards reporting least number of positive cases in last 7 days

Ward No.	Ward Name	Daily Cases Average
183	Chikkalsandra	0
173	Jakkasandra	0
166	Karisandra	0
165	Ganesh Mandiara Ward	0
164	Vidyapeeta Ward	0
162	Girinagara	0
161	Hosakerehalli	0
157	Gali Anjaneya Temple	0
155	Hanumanth Nagar	0
146	Lakkasandra	0



# BENGALURU MAP SHOWING INTENSITY OF POSITIVE CASES IN LAST 7 DAYS



-  Level 1 : 0 to 1 Cases
-  Level 2 : 1 to 3 Cases
-  Level 3 : 3 to 5 Cases
-  Level 4 : 5 to 10 Cases
-  Level 5 : More than 10 Cases
-  Zone Boundaries

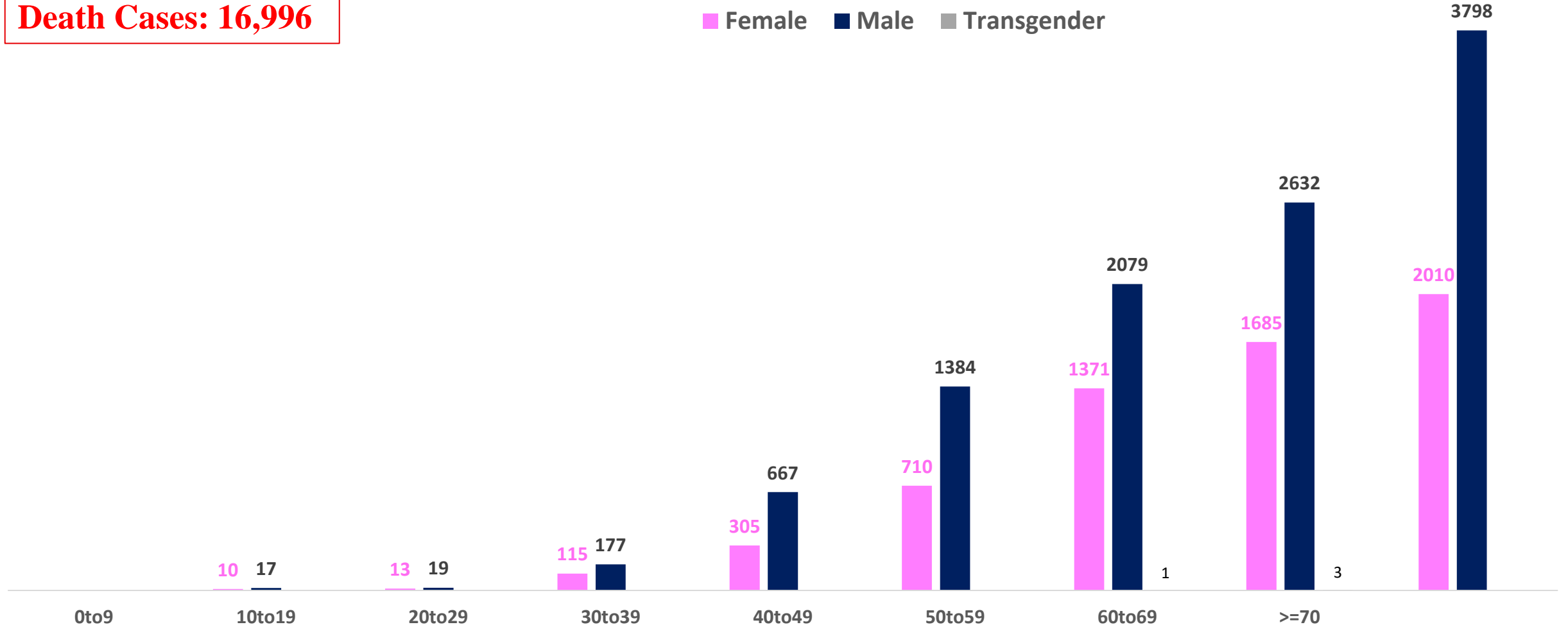




# AGE AND GENDER WISE DISTRIBUTION OF DEATH CASES



**Death Cases: 16,996**





# SNAPSHOT OF COVID-19 CASES IN BENGALURU URBAN



**Total Wards With  
< = 10 Cases\* :  
169**

**Tests Conducted  
on 16.04.2023:  
1,651**

**Recovery  
Rate\*:  
99.03%**

**Total  
Active Cases :  
1,207**

**Total Vaccinated  
on 16.04.2023:  
11**

**Positivity  
Rate\* :  
5.88%**

**Active  
Rate\*:  
0.06%**

**Case  
Fatality Rate\* :  
0.00%**





\*Total positive cases In the past 7 days

\*CFR and positivity is for Past 7 days



ಬೃಹತ್ ಬೆಂಗಳೂರು ಮಹಾನಗರ ಪಾಲಿಕೆ  
Bruhat Bengaluru Mahanagara Palike



<b>Download BBMP Bulletin</b>	<a href="https://apps.bbmpgov.in/covid19/mediabulletin.php">https://apps.bbmpgov.in/covid19/mediabulletin.php</a>
<b>To register for vaccination :</b>	<a href="https://selfregistration.cowin.gov.in/">https://selfregistration.cowin.gov.in/</a>
<b>BBMP COVID19 Dashboard:</b>	<a href="https://apps.bbmpgov.in/covid19/">https://apps.bbmpgov.in/covid19/</a>
<b>Follow us on:</b>	 <a href="http://www.facebook.com/bbmp.comm1/">www.facebook.com/bbmp.comm1/</a>
	 <a href="https://twitter.com/BBMPCOMM">twitter.com/BBMPCOMM</a>
	  <a href="https://www.instagram.com/BBMPSplHealth">BBMPSplHealth</a>

Issued by:

Honorable Chief Commissioner, BBMP  
Special Commissioner Health, BBMP  
MD, Bengaluru Smart City Limited

**THANK YOU !**

